

YONGKANG SHUAIBIAO TOOLS CO.,LTD

 Add:
No. 20 Lieqiao Intelligent Technology Industrial Zone Zhejiang Province China

 Tel:
0579-87277369 18757892776

 Fax:
0579-87293365

 Web:
www.suabutools.com www.tiling-tools.net

The pictures show some of our company's products. The styles and parameters are for reference only.
The final interpretation right belongs to our company. Any changes will not be notified separately!



PROFESSIONAL TILING TOOLS

PROFESSIONAL TILING TOOL MANUFACTURER

CATALOG

About US ▶

Yongkang Shuaibiao Tool Co., Ltd. is located in the "Hardware City", now has a production plant of more than 8000 square meters, more than 80 employees. Shuai biao has always adhered to sound management, continuous innovation, open cooperation and made major breakthroughs in various fields such as tile tools and electrical tools. The "spirit of ingenuity" that Shuai biao has always been adhering to: the craftsman, the heart of the product and the line, fully into our products. In the continuous improvement and extension of our product system, continue to create industry benchmark, leading the industry new fashion, our goal: bricklayers recommend a higher standard!




80+
Professional employee

8000+
m²
Modern standard factory building



MANUAL TILE CUTTER | T01

size	Max cutting length	Correspondence Tile diagonal	Max cutting thickness	Cutter wheel size	Diagonal cutting
600	600	40X40CM	15	Φ22*Φ6*6	OK
800	800	55X55CM	15	Φ22*Φ6*6	OK



MANUAL TILE CUTTER | T03

size	Max cutting length	Correspondence Tile diagonal	Max cutting thickness	Cutter wheel size	Diagonal cutting
800	800	55X55CM	15	Φ22*Φ6*6	OK
1000	1000	70X70CM	15	Φ22*Φ6*6	OK
1200	1200	85X85CM	15	Φ22*Φ6*6	OK



MANUAL TILE CUTTER | T05

size	Max cutting length	Correspondence Tile diagonal	Max cutting thickness	Cutter wheel size	Diagonal cutting
800	800	55X55CM	15	Φ22*Φ6*6	OK
1000	1000	70X70CM	15	Φ22*Φ6*6	OK



MANUAL TILE CUTTER | T06

size	Max cutting length	Correspondence Tile diagonal	Max cutting thickness	Cutter wheel size	Diagonal cutting
800	800	55X55CM	15	Φ22*Φ6*6	OK
1000	1000	70X70CM	15	Φ22*Φ6*6	OK
1200	1200	85X85CM	15	Φ22*Φ6*6	OK



MANUAL TILE CUTTER | T07

size	Max cutting length	Correspondence Tile diagonal	Max cutting thickness	Cutter wheel size	Diagonal cutting
800	800	55X55CM	15	Φ22*Φ6*6	OK
1000	1000	70X70CM	15	Φ22*Φ6*6	OK
1200	1200	85X85CM	15	Φ22*Φ6*6	OK



MANUAL TILE CUTTER | T07A

size	Max cutting length	Correspondence Tile diagonal	Max cutting thickness	Cutter wheel size	Diagonal cutting
1600	1600	110X110CM	15	Φ22*Φ6*6	OK
1800	1800	125X125CM	15	Φ22*Φ6*6	OK



MANUAL TILE CUTTER | T09

size	Max cutting length	Correspondence Tile diagonal	Max cutting thickness	Cutter wheel size	Diagonal cutting
800	800	55X55CM	15	Φ22*Φ6*6	OK
1000	1000	70X70CM	15	Φ22*Φ6*6	OK
1200	1200	85X85CM	15	Φ22*Φ6*6	OK

NEW MODEL IN DEVELOPMENT - WATCH THIS SPACE!



MANUAL TILE CUTTER | T10

size	Max cutting length	Correspondence Tile diagonal	Max cutting thickness	Cutter wheel size	Diagonal cutting
1600	1600	110X110CM	15	Φ22*Φ6*6	OK
1800	1800	125X125CM	15	Φ22*Φ6*6	OK



MANUAL TILE CUTTER | C03

size	Max cutting length	Correspondence Tile diagonal	Max cutting thickness	Cutter wheel size	Diagonal cutting
400	400	25X25CM	15	Φ22*Φ6*6	OK
600	600	40X40CM	15	Φ22*Φ6*6	OK
800	800	55X55CM	15	Φ22*Φ6*6	OK
1000	1000	70X70CM	15	Φ22*Φ6*6	OK



MANUAL TILE CUTTER | C05

size	Max cutting length	Correspondence Tile diagonal	Max cutting thickness	Cutter wheel size	Diagonal cutting
600	600	40X40CM	15	Φ22*Φ6*6	OK
800	800	55X55CM	15	Φ22*Φ6*6	OK
1000	1000	70X70CM	15	Φ22*Φ6*6	OK
1200	1200	85X85CM	15	Φ22*Φ6*6	OK



MANUAL TILE CUTTER | C07

size	Max cutting length	Correspondence Tile diagonal	Max cutting thickness	Cutter wheel size	Diagonal cutting
800	800	55X55CM	15	Φ22*Φ6*6	OK
1000	1000	70X70CM	15	Φ22*Φ6*6	OK
1200	1200	85X85CM	15	Φ22*Φ6*6	OK



MANUAL TILE CUTTER | C10

size	Max cutting length	Correspondence Tile diagonal	Max cutting thickness	Cutter wheel size	Diagonal cutting
1200	1200	85X85CM	15	Φ22*Φ6*6	OK
1600	1600	110X110CM	15	Φ22*Φ6*6	OK
1800	1800	125X125CM	15	Φ22*Φ6*6	OK



LITHIUM BATTERY TILE LAYING MACHINE | 601-1

Diameter: 120mm	Battery capacity: 2.0Ah	Battery voltage: 8.4V
Charging current: 1A	Charging time: 2.5H	Vertical suction: 25KG



LITHIUM BATTERY TILE LAYING MACHINE | 601-7

Diameter: 160mm	Battery capacity: 1.5Ah	Battery voltage: 20V
Charging current: 1A	Charging time: 2.0H	Vertical suction: 80KG



LITHIUM BATTERY TILE LAYING MACHINE | 601-9

Diameter: 160mm	Battery capacity: 1.5Ah	Battery voltage: 20V
Charging current: 1A	Charging time: 2.0H	Vertical suction: 80KG



LITHIUM BATTERY TILE LAYING MACHINE | 601-5

Diameter: 145mm	Battery capacity: 1.5Ah	Battery voltage: 20V
Charging current: 1A	Charging time: 2.0H	Vertical suction: 50KG



LITHIUM BATTERY TILE LAYING MACHINE | 601-8

Diameter: 160mm	Battery capacity: 1.5Ah	Battery voltage: 20V
Charging current: 1A	Charging time: 2.0H	Vertical suction: 80KG



LITHIUM BATTERY TILE LAYING MACHINE | 601-10

Diameter: 145mm	Battery capacity: 1.5Ah	Battery voltage: 20V
Charging current: 1A	Charging time: 2.0H	Vertical suction: 50KG



12V LITHIUM ELECTRIC VACUUM SUCKER | 7701

Rated voltage: 12V	Chassis attachment: Nitrile rubber	Battery capacity: 1.5Ah	Vertical suction force: 180KG
Charging time: 2.0H			



12V LITHIUM ELECTRIC VACUUM SUCKER | 7703

Host material: Plastic	Chassis attachment: Foam sealing ring	Battery capacity: 1500MAH	Air pump flow: 8L/Min
Charging time: 2.0H		Charging port: Type-c	Vertical suction force: 180KG



3.7V LITHIUM ELECTRIC VACUUM SUCKER | 7705

Host material: Plastic	Chassis attachment: Nitrile rubber	Battery capacity: 1500MAH	Air pump flow: 8L/Min
Charging time: 2.0H		Charging port: Type-c	Vertical suction force: 150KG



MANUAL OPERATION VACUUM SUCKER | 7602

Chassis attachment: Nitrile rubber	Diameter: 205MM	Vertical suction force: 150KG
------------------------------------	-----------------	-------------------------------



FLOOR MOUNTED INSTRUMENT | 912L

Laser wavelength: 515nm	Automatic leveling: ±3°
Laser Class: class II	Temperature range: -10°C+45°C
Laser precision: 5m±1mm	Battery capacity: 10000mAh
Protection level: IP54	Undervoltage prompt: lights flashing



SPIRIT LEVEL | 902L

Laser wavelength: 515nm	Automatic leveling: ±3°
Laser Class: class II	Temperature range: -10°C+45°C
Laser precision: 5m±1mm	Battery capacity: 10000mAh
Protection level: IP54	Undervoltage prompt: lights flashing



SPIRIT LEVEL | 905L

Laser wavelength: 515nm	Automatic leveling: ±3°
Laser Class: class II	Temperature range: -10°C+45°C
Laser precision: 5m±1mm	Battery capacity: 10000mAh
Protection level: IP54	Undervoltage prompt: lights flashing



LARGE GREY SPOON | 908A

Material: Carbon steel No. 50
Product weight: 400g Size: 83x60x185x3.0x0.8



SMALL GREY SPOON | 908B

Material: Carbon steel No. 50
Product weight: 250g Size: 80x60x150x3.0x0.8



SERRATED CUTTER | 948-15

Material: "420 Stainless steel"
Square tooth size: 15x15mm Size: 480*120*0.8mm



SERRATED CUTTER | 928-12

Material: "420 Stainless steel"
Square tooth size: 12x12mm Size: 280*110*0.8mm



LARGE BOARD BRICK BEATER | P322

Material: Nitrile rubber
Product size: 353*145*12mm Weight: 2.2KG



TAPE MEASURE | 9005

Material: Engineering plastic
Tape measure length: 5M Tape width: 19MM



HIGH PRECISION LEVEL | 9060

Length: 60cm Weight: 0.4KG



HIGH PRECISION LEVEL | 9100

Length: 100cm Weight: 0.62KG



HIGH PRECISION LEVEL | 9120

Length: 120cm Weight: 0.72KG



WALL TILE ELEVATOR | TJ01

Adjust height: 1-10cm	Msx load: 30KG
-----------------------	----------------



WALL TILE ELEVATOR | TJ02

Adjust height: 1-10cm	Msx load: 50KG
-----------------------	----------------



ROTARY BEAR ING TILE CUTTING WHEEL

Cutter diameter: 22mm	Bore diameter: 6mm	Thickness: 6mm
-----------------------	--------------------	----------------



ROTARY BEAR ING TILE CUTTING WHEEL

Cutter diameter: 22mm	Bore diameter: 6mm	Thickness: 6mm
-----------------------	--------------------	----------------




ROTARY BEAR ING TILE CUTTING WHEEL

Cutter diameter: 22mm	Bore diameter: 6mm	Thickness: 6mm
-----------------------	--------------------	----------------



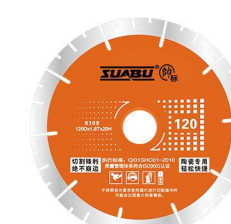
SAW BLADE | 81015

Size: 105*20*10*1.1



SAW BLADE | 8102G

Size: 105*20*10*1.1



SAW BLADE | 8105

Size: 120DX1.8TX20H
